Water buffer

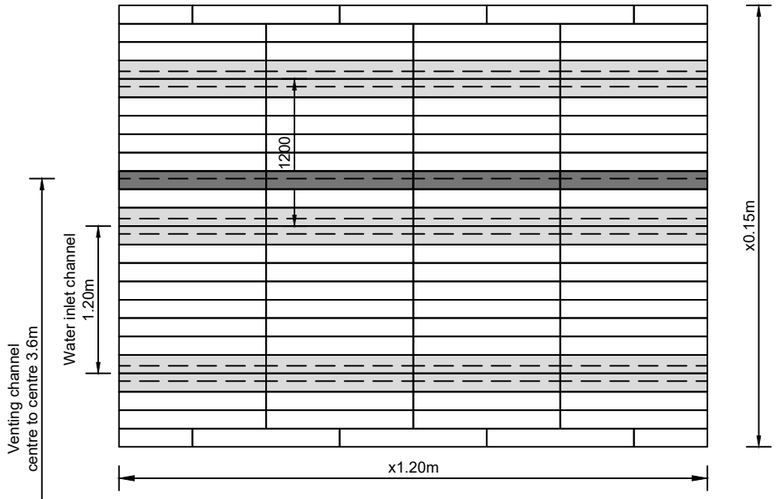

Inlet channel centre to centre 1,20m
(minimum 0,60m en maximum 1,50m)

Venting channel centre to centre 3,60m

Staggered end of elements
For widths greater than approx. 2.5 m, offset every approx. 2.25 m element

Detail 1: Water buffer
Features:
- Square/rectangular
- Usually a width greater than 3.60 m

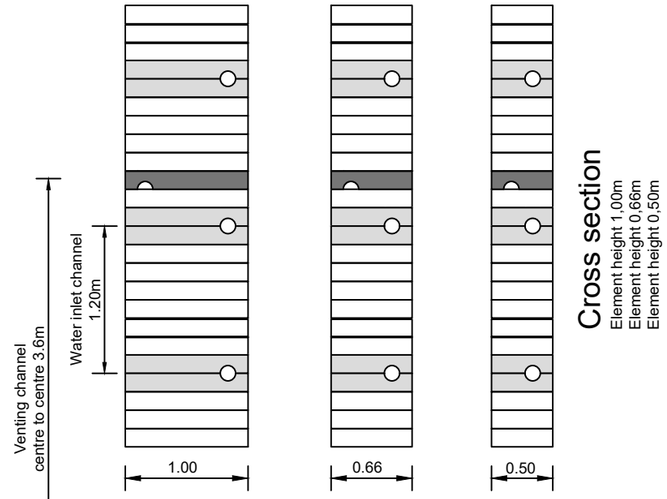

Line infiltration

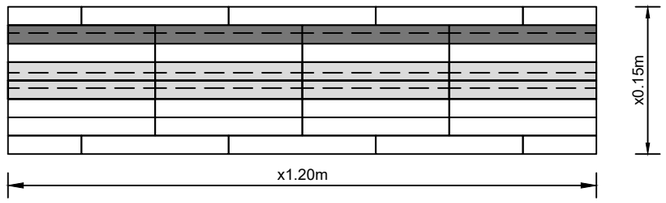

Inlet channel centre to centre
1,20m (minimum 0,60m en
maximum 1,50m)

Staggered end of elements
For widths greater than approx. 2.5 m, offset every approx. 2.25 m element

Detail 2: Line infiltration
Features:
- In a line
- Usually in a street with a buffer width less than 3.60 m
- The buffer is fed on a regular basis, especially through gullies in the street

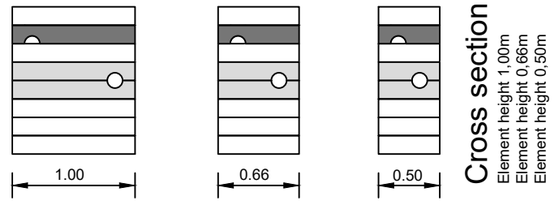



Front view

Element height 1,0m
Element height 0,66m
Element height 0,5m

Basic principle

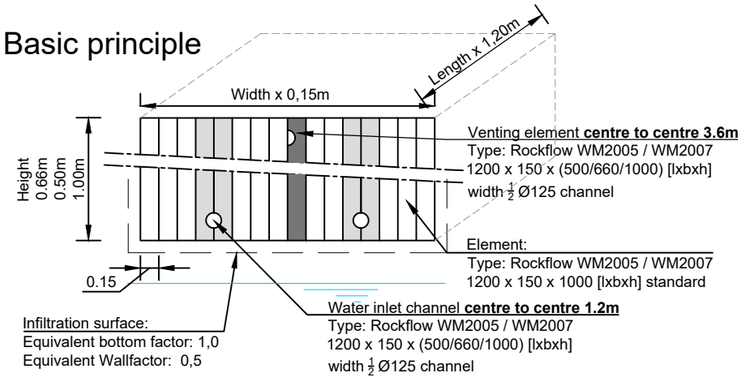

Autocad blocks

Top view

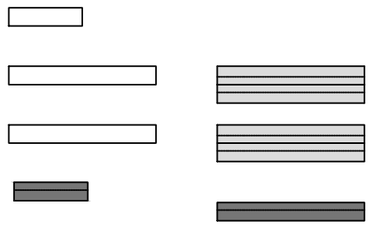

Cross section

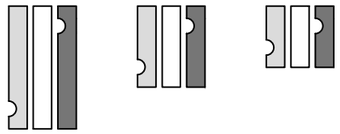

Front view